



District Report Card: 2017


State: Telangana	District: Nagarkurnool
Class: 3	Subject: Language
Schools: 61	Students: 922


Participation/Coverage


Students

GENDER 	Boys		Girls	
	Number	%	Number	%
	471	51.08	451	48.92

AREA 	Rural		Urban	
	Number	%	Number	%
	871	94.47	51	5.53

CATEGORY 	SC		ST		OBC		GEN	
	Number	%	Number	%	Number	%	Number	%
	268	29.07	126	13.67	518	56.18	10	1.08

CWSN 	LD	VI	HI	S&LD	ID	Oth
	2	1	1	4	1	2

Management 	Government		Government-aided	
	Number	%	Number	%
	922	100.00	0	0.00

Average Performance of Students in Language (%)

Overall	Gender		Area		Management		Social Group			
	Male	Female	Rural	Urban	Govt.	Aided	SC	ST	OBC	GEN
62.70	63.51	61.85	62.54	65.36	62.70	0.00	64.30	60.74	62.19	70.67

Performance on Learning Outcomes (LOs)

Learning Outcomes	Description	Average Performance(%)
L304	Reads small texts with comprehension i.e., identifies main ideas, details, sequence and draws conclusions	63.28
L312	Reads printed scripts on the classroom walls: poems, posters, charts etc.	61.54

Range of Performance of Students who Answered Correctly							
Below 30%		30% - 50%		50% - 75%		Above 75%	
Number	%	Number	%	Number	%	Number	%
92	9.98	211	22.89	292	31.67	327	35.47

Lowest Performing Learning Outcomes (LOs)

1 - Reads printed scripts on the classroom walls: poems, posters, charts etc. (61.54)

2 - Reads small texts with comprehension i.e., identifies main ideas, details, sequence and draws conclusions (63.28)